


Content












不锈钢管 VS PPR水管








↑ 100% 100% 100% 100% 100%





公称通径DN		
15×R½	32×R¾	40×R1½
20×R½	32×R1	50×R½
20×R¾	32×R1¼	50×R¾
25×R½	40×R½	50×R1
25×R¾	40×R¾	50×R1¼
25×R1	40×R1	50×R1½
32×R½	40×R1¼	50×R2
*65×R½		











